

FAIRFIELD POLICE DEPARTMENT

Monthly Report – August 2016



Chief Gary MacNamara

Fairfield Police Department

www.fpdct.com

This page intentionally left blank.

Section 1: Bureau / Division Reports

- **Noteworthy Police Work**
- **Retirements**
- **Patrol Division**
- **Support Services Bureau**
 - **Marine Unit**
 - **Traffic Crash Investigation**
 - **Traffic Safety Unit**
 - **Animal Control**

Section 2: Statistical Activity Summary

Overall Activity

Calls for Service - Total

Alarm Response Summary

Calls for Service – Detailed

Motor Vehicle Activity

Motor Vehicle Accidents

Motor Vehicle Enforcement - Action

Motor Vehicle Enforcement - Violation Type

Parking Ticket Summary

Criminal Activity

Criminal Incidents by Patrol

Criminal Activity by Month

Criminal Arrests by Month

Section 1: Bureau / Division Reports

Noteworthy Police Work

Supervisor Report of Noteworthy Police Work: 27724

Lt. Bloch recognized the following officers for their response to a burglary in progress where the suspects were located and apprehended: Sgt. Koval, Officer Matejek, Officer Chamberlain and Officer Demotses

Supervisor Report of Noteworthy Police Work: 16-31355

Sgt. Paris recognized Officer Letsch for locating and apprehending two suspects that had just committed a larceny. The suspects were later connected with multiple other thefts from around the state.

Supervisor Report of Noteworthy Police Work: 16-34271

Sgt. VanDerheyden recognized Officer Quiles and Officer Chamberlain for their response to an overdose victim who was not breathing. They quickly assessed the situation, performed CPR and administered naloxone (Narcan). The victim was revived and brought to the hospital in stable condition.

Message of Thanks

A message was sent recognizing Officer Chamberlain for his work during an investigation into a missing cell phone. The writer stated that Officer Chamberlain was very respectful and helpful. The person ended the message by stating, “he most likely has an amazing knack for being a voice of reason, an upholder of our laws and a man of compassion to those who have been victimized, hurt or in need of help.”

Other Items

The Fairfield Police Department was tasked with providing security and traffic plans for a rally held at Sacred Heart University for presidential nominee Donald Trump. Members of the department worked with Federal, state and local agencies to coordinate this event. Approximately 5,000 people attended the event and there were several hundred demonstrators outside the venue.



Crowd inside Pitt Center

Patrol Division

16-34913 | 11:46 AM | | Officer Wells, K | Fairfield Ave/Commerce Dr

Officer Wells attempted to stop a vehicle for a misuse of registration plates on Commerce Drive. The operator engaged Officer Wells in a vehicle pursuit.

- The pursuit entered at Exit 26 and continued on I-95 north bound
- The operator maintained its speed without operating recklessly
- The vehicle was boxed in at Exit 35 in Milford and two subjects, a male and female were in custody.

The operator was arrested and charged with multiple motor vehicle charges . The passenger was released .

School Safety Unit

The school safety unit developed and implemented a structured deployment plan for its personnel. This clarifies roles and responsibilities for unit members and for dispatching officers to investigations at schools.

Support Services

- Assisted with the planning and operations for the presidential nominee Donald Trump Rally at Sacred Heart University.

Traffic Safety Unit

Traffic Stops:**647**

Infractions: **433**

Misdemeanor Summonses: **13**

Accidents Investigated: **34**

Other Activities:

- Meeting with State DOT 08/4/16 in Newington
- Sgt. Paris assisted East Haven PD with new recruit interviews on 08/17 and 08/18
- 08/20 - DUI / Drug Arrest by Sgt. Paris resulting in the seizure of 21.13 grams of marijuana seized and also charged with DUI
- 08/26 - Narcotics Arrest by Sgt. Paris and Ofc. Gary Wikman - Subject also found to have a PRAWN Warrant
- 08/28 - Traffic Officers assisted in the Special Olympics Dream ride from Fairfield University to Farmington, CT
- 08/17 & 08/18- Commercial Truck Enforcement conducted in the Reef Rd area - 4 Infractions Issued and 1 Misdemeanor Summons - **Total \$16,575.00**
- 08/29 - Commercial Truck Enforcement conducted in the Reef Rd area - 3 Infractions Issued - **Total \$9,722.00**
- 08/31 - Traffic Officers assisted in a Large Funeral Escort for Tom Browne -
- New Laser Units put into service

Distracted Driving Stats: (08/4 - 8/6 & 8/11- 8/14)

- Cell phone arrests: **141**
- Seatbelt arrests: **125**
- Suspended license arrests: **3**
- Other m.v. arrests: **16**
Plus DUI /felony narcotics arrest (DUI, cocaine, pills, paraphernalia)

Car Seat Installations: **26**

Informational Electronic Message Board Sign Requests: **10**

Traffic Crash Investigations

Total Accidents Investigated: **69**
Search Warrants: **2**
Arrest Warrants: **1**
Misdemeanor Summons Issued: **0**
Infractions Issued: **7**

There was one fatal accident this month.

Events Coordinated:

- Sand Sculpture Contest
- Shamrock Sprint
- Snapper Derby
- Hazardous Waste Collection
- Kosher BBQ

Animal Control

Complaints: **119**
Wildlife related complaints: **53**
Wildlife tested for rabies: **9**
Wildlife testing positive for rabies: **0**
Animals impounded: **18** (1. bearded dragon lizard)
Animal bites: **3**
Enforcement:
 Written warnings: **15**
 Infractions: **2**
 Misdemeanors: **1**
Sold as pet: **0**
Animals available for adoption: 1 dog and 3 cats (2 sick under treatment)

A new dog walking area was completed with the assistance of DPW and conservation.



Marine Unit

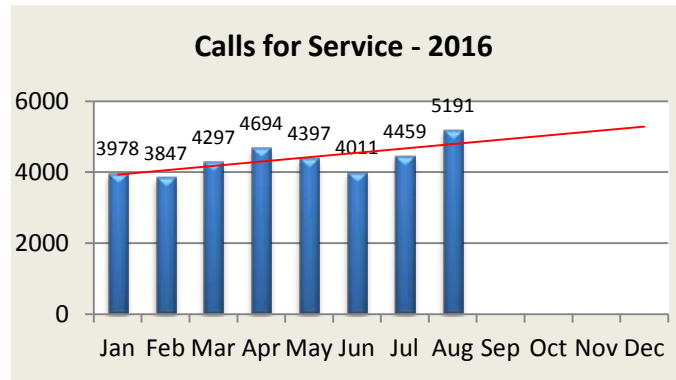
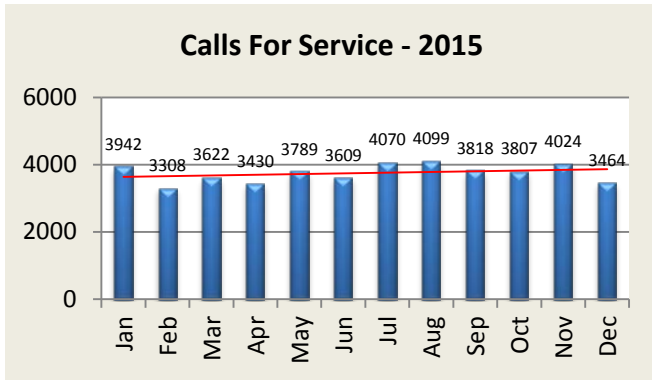
Complaints	18
Boats Towed	2
Written Warnings	0
Arrests	0
Safety Inspections	1
Total Calls For Service	21

Section 3: Statistical Activity Summary

TOTAL CALLS FOR SERVICE

Calls for Service	Jan	Feb	Mar	Apr	May	Jun	Jul	Aug	Sep	Oct	Nov	Dec	YTD
2015	3942	3308	3622	3430	3789	3609	4070	4099	3818	3807	4024	3464	44,982
2016	3978	3847	4297	4694	4397	4011	4459	5191					34,874

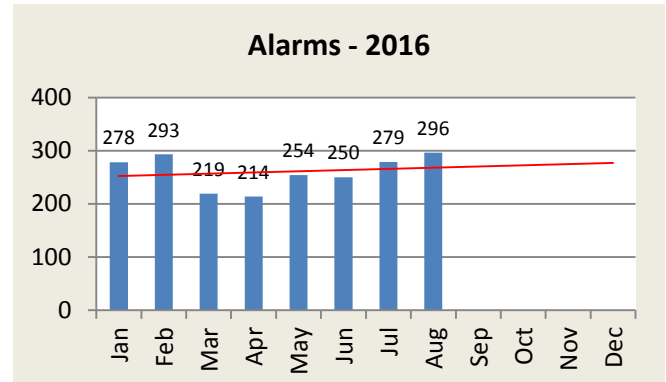
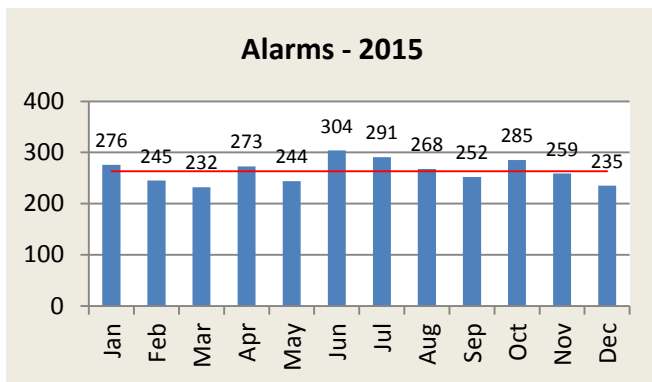
Note: Includes miscellaneous calls that may not be listed under the call analysis section



ALARM RESPONSE SUMMARY

Total Alarms	Jan	Feb	Mar	Apr	May	Jun	Jul	Aug	Sep	Oct	Nov	Dec	YTD
2015	276	245	232	273	244	304	291	268	252	285	259	235	3,164
2016	278	293	219	214	254	250	279	296					2,083

False Alarms	Jan	Feb	Mar	Apr	May	Jun	Jul	Aug	Sep	Oct	Nov	Dec	YTD
2015	276	245	232	273	244	304	287	256	227	266	258	235	3,103
2016	273	291	217	214	251	236	264	257					2,003

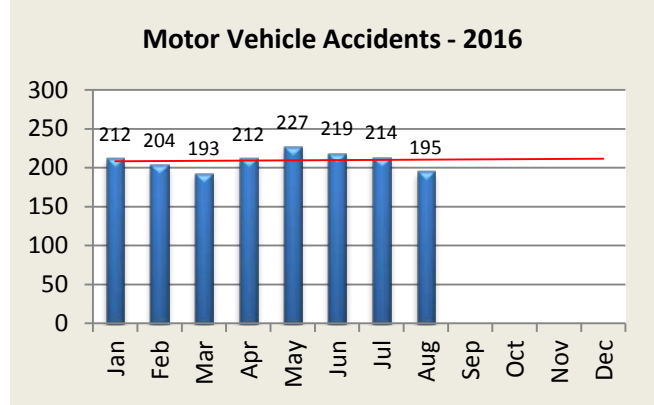
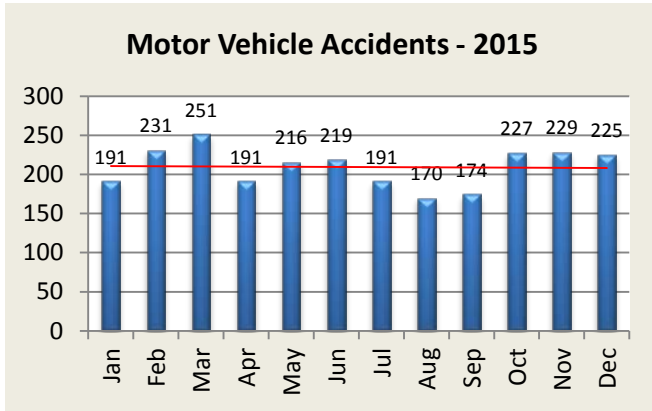


Calls For Service - Detailed Summary

Calls for Service - Type	Jan	Feb	Mar	Apr	May	Jun	Jul	Aug	Sep	Oct	Nov	Dec	YTD
911 Hang Up	7	12	7	15	6	11	11	10					79
Abandoned Vehicles	14	8	9	9	9	8	11	10					78
Alarms	278	293	219	205	254	250	279	296					2074
Animal Complaints	66	68	85	79	114	113	117	132					774
Assaults	9	2	11	4	7	4	6	3					46
Assistance	146	138	158	141	152	150	183	163					1231
Bank Escorts	19	20	21	20	21	21	19	23					164
Bomb Threats	0	0	1	0	0	0	0	0					1
Breach of Peace	39	49	56	56	51	62	56	50					419
Burglary	4	8	5	6	9	18	13	17					80
BusinessChecks	1042	982	1218	1408	1362	1135	1162	1823					10132
Cancelled Alarms	48	58	50	51	62	66	63	46					444
Community Events	43	47	56	17	31	39	71	46					350
Door Open	8	4	2	11	5	2	1	1					34
Drowning	0	0	0	0	0	0	0	0					0
EMS	406	409	415	389	395	377	395	360					3146
Funeral Escorts	20	15	16	16	14	15	11	11					118
Harassment	15	18	26	26	21	10	21	14					151
Intoxicated Subjects	5	6	4	9	7	3	13	7					54
Investigations	171	157	196	210	235	241	231	198					1639
Larceny	20	10	25	38	22	29	20	33					197
MVA	212	204	193	210	227	190	214	195					1645
Medical Alarms	1	0	0	0	0	2	1	0					4
Psychiatric calls	4	8	8	2	3	3	7	2					37
Missing Persons	5	1	7	6	5	3	3	6					36
Narcotic Violations	11	9	15	12	9	8	10	6					80
Noise Complaints	13	17	18	30	59	42	40	25					244
Parking Complaints	30	31	25	33	39	37	55	47					297
Pistol Permit Apps	47	48	41	35	33	9	13	17					243
Reckless Driver	22	28	23	27	39	33	26	30					228
Recovered Property	9	13	15	15	16	18	19	19					124
Road Hazard	36	54	25	27	32	48	52	35					309
Robbery	2	0	1	3	3	2	0	0					11
Sex Violation	0	1	1	2	0	2	0	1					7
Shoplifter	15	20	14	17	17	11	19	28					141
Stolen Vehicles	5	3	3	3	4	5	8	5					36
Suicide	1	1	0	0	0	1	1	0					4
Suicide Attempts/Threats	1	7	8	7	6	5	12	6					52
SuspiciousActivity	58	53	76	79	78	102	92	76					614
Theft from MV	26	6	27	19	48	22	25	31					204
Trespasser	2	3	7	10	5	8	9	13					57
Vandalism	14	19	13	13	19	10	14	23					125

MOTOR VEHICLE ACTIVITY

MV Accidents	Jan	Feb	Mar	Apr	May	Jun	Jul	Aug	Sep	Oct	Nov	Dec	YTD
2015	191	231	251	191	216	219	191	170	174	227	229	225	2,515
2016	212	204	193	212	227	219	214	195					1,676



MV Enforcement	Jan	Feb	Mar	Apr	May	Jun	Jul	Aug	Sep	Oct	Nov	Dec	YTD
Warnings - 2015	322	268	299	258	317	268	432	616	528	408	442	299	4,457
2016	426	347	518	432	317	255	382	406					3,083

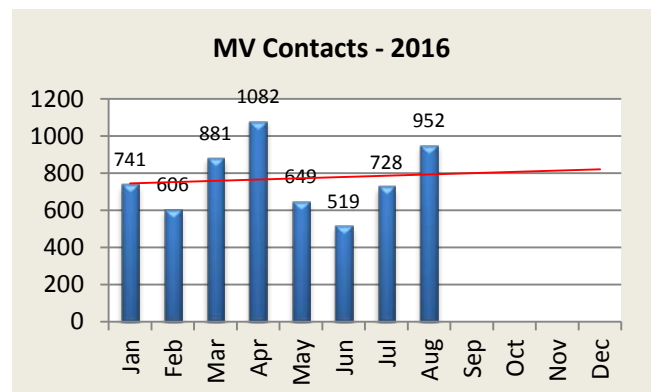
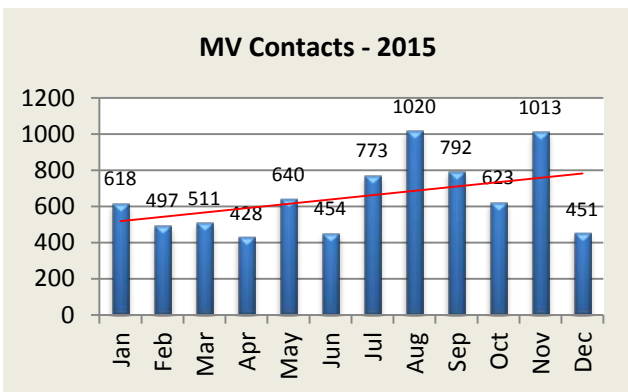
Infractions - 2015	231	165	142	108	256	132	268	330	196	160	510	123	2,621
2016	249	203	283	563	275	215	287	481					2,556

Misdemeanor - 2015	48	42	46	37	44	30	50	64	46	37	53	20	517
2016	43	34	45	64	37	35	43	44					345

Custodial - 2015	6	4	5	4	8	4	10	2	1	6	1	1	52
2016	6	7	9	9	3	9	12	4					59

DUI Arrests - 2015	11	17	7	6	15	9	13	8	9	7	7	8	117
2016	8	8	13	5	6	7	5	7					59

MV Contacts - 2015	618	497	511	428	640	454	773	1020	792	623	1013	451	7,820
2016	741	606	881	1082	649	519	728	952					6,158

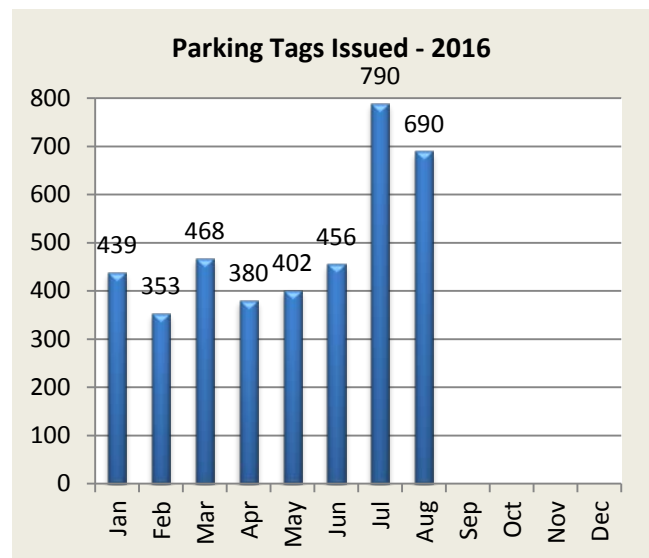
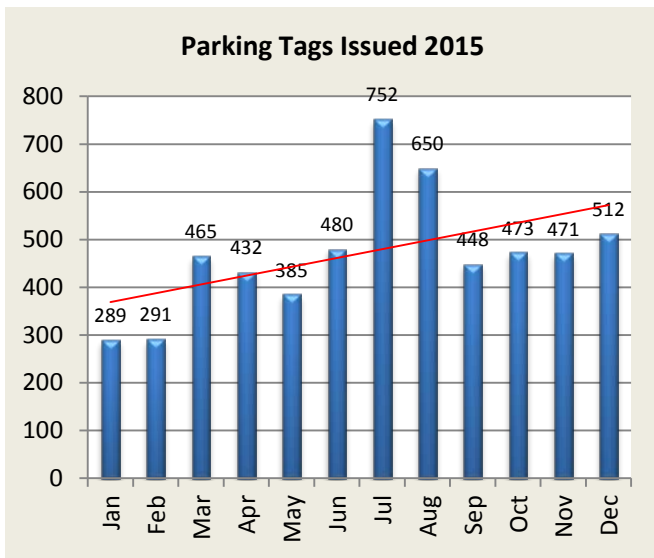


MV Enforcement: Type	Jan	Feb	Mar	Apr	May	Jun	Jul	Aug	Sep	Oct	Nov	Dec	YTD
Speeding Violations	158	130	123	111	59	81	179	120					961
Seatbelt Violations	41	2	64	195	119	80	50	154					705
Registration Violations	43	37	61	68	55	50	47	64					425
License Violations	27	23	39	44	28	21	31	37					250
Distracted Driving	21	24	35	212	62	15	29	184					582
Suspended Licence	40	29	30	42	20	20	31	32					244
Traffic Light Violation	26	21	32	37	22	19	23	27					207

The above incidents are a overview of common violations. These statistics are not the only motor vehicle enforcement actions taken. The above show top 6 violations for the month.

PARKING TICKET SUMMARY

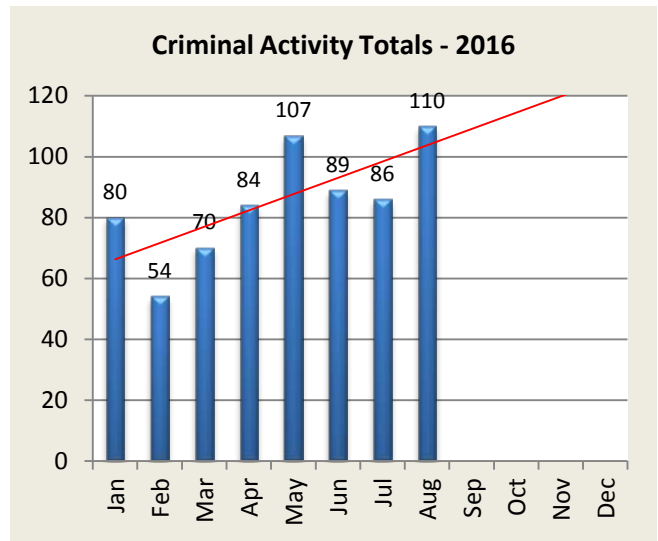
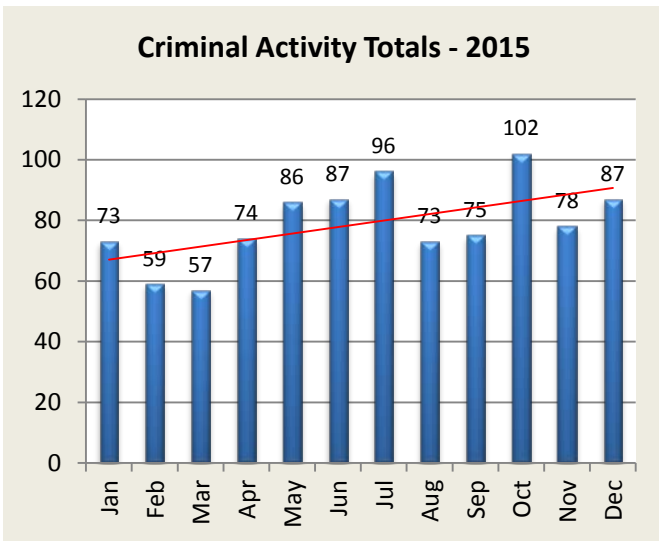
Total Issued	Jan	Feb	Mar	Apr	May	Jun	Jul	Aug	Sep	Oct	Nov	Dec	YTD
2015	289	291	465	432	385	480	752	650	448	473	471	512	5648
2016	439	353	468	380	402	456	790	690					3978



CRIMINAL INCIDENTS

Criminal Incidents: Patrol	R2	R3	R4	R5	B2	B3	B4	B5
Larceny	8	7	7	3	10	11	13	3
Vandalism	4	4	0	7	1	1	4	2
MV Theft / Attempt	0	0	1	1	0	1	2	0
Burglary / Attempt	1	2	2	0	4	5	0	3
Assault	0	0	1	0	2	0	0	0
Robbery	0	0	0	0	0	0	0	0

Criminal Activity: Month	Jan	Feb	Mar	Apr	May	Jun	Jul	Aug	Sep	Oct	Nov	Dec	YTD
Larceny - 2015	36	32	25	40	58	54	55	46	41	47	23	49	506
2016	46	20	39	56	70	50	45	62					388
Vandalism - 2015	13	6	14	15	14	19	12	17	20	37	30	25	222
2016	14	19	11	12	19	10	14	23					122
MV Theft / Attempt - 2015	4	3	1	0	1	1	9	0	4	2	3	4	32
2016	5	3	3	3	4	5	8	5					36
Burglary / Attempt - 2015	13	13	9	11	10	6	17	5	7	12	20	5	128
2016	4	8	5	6	7	18	13	17					78
Assault - 2015	6	4	7	5	3	6	3	5	3	4	1	4	51
2016	9	2	11	4	4	4	6	3					43
Robbery - 2015	1	1	1	3	0	1	0	0	0	0	1	0	8
2016	2	2	1	3	3	2	0	0					13
Totals - 2015	73	59	57	74	86	87	96	73	75	102	78	87	947
2016	80	54	70	84	107	89	86	110					680



Criminal Arrests by Month	Jan	Feb	Mar	Apr	May	Jun	Jul	Aug	Sep	Oct	Nov	Dec	YTD
Larceny - 2015	19	12	16	25	17	21	35	30	22	30	30	37	294
2016	23	29	22	33	39	18	20	31					215
Vandalism - 2015	1	1	1	1	4	1	2	4	3	5	1	2	26
2016	0	2	1	0	0	0	0	0					3
MV Theft / Attempt - 2015	0	1	1	0	0	0	1	0	1	0	0	0	4
2016	1	0	0	1	0	0	0	1					3
Burglary / Attempt - 2015	13	4	3	8	0	4	1	2	5	11	0	2	53
2016	2	1	3	12	7	0	5	3					33
Assault - 2015	9	5	7	4	4	3	3	5	4	6	2	5	57
2016	9	2	8	5	5	1	2	5					37
Robbery - 2015	3	0	1	0	0	0	0	0	0	0	0	0	4
2016	0	0	0	4	2	1	0	0					7
Total - 2015	45	23	29	38	25	29	42	41	35	52	33	46	438
2016	35	34	34	55	53	20	27	40					298

